

M-48V60-TRX-HD

PROTRXion™ Series | Technical Data Sheet

inVENTUS
POWER



Certified to global functional safety standards



Extreme cold performance
Operates down to -35°C with integrated heater



Fast charging
within 2 hours with leading charger OEMs



Automotive grade cells
from top tier manufacturers



Long shelf life
24 months from shipment



- **Patented virtual BMS**
Single battery platform with advanced modular network
- **UL2580 Shock & Vibration + Thermal Propagation Mitigation**
- **Universal Communication Protocol (CANopen)**
- **State-of-the-art module balancing technology**
- **Soft start control**
(System pre-charge)
- **Compatible with many off-the-shelf chargers**

Electrical Specifications

Cell Chemistry	Nickel Cobalt Manganese
Pack Voltage (Nom/Max)	51.7V / 57.4V
Pack Energy	3.2kWh (62Ah)
Specific Energy	168Wh/kg**
Continuous Power	6.2kW (120A)
Recommended Charge CCCV	17A / 57.4V
Peak Power (<10sec)	20.7kW (400A)
Cycle Life (Based on cell data @ 25°C)	2,000 @ 80% DoD
Scalability	Up to 600Ah

Operational Specifications

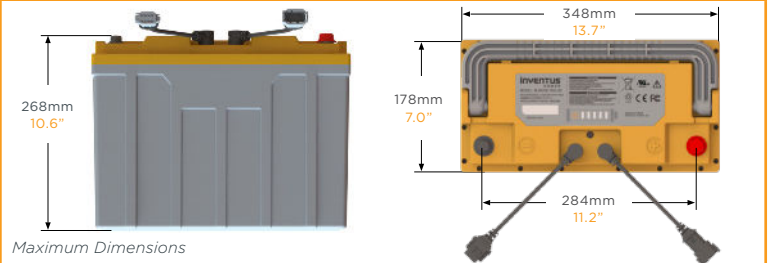
Charge Temp	0°C to 45°C -35°C to 45°C (w/ heater)
Discharge Temp	-20°C to 55°C -35°C to 55°C (w/ heater)
Storage Temp	-20°C to 60°C
Humidity (Operating)	5% to 95%
Humidity (Storage)	<70%

*IP65 if communication cables left unmated

** Usable capacity will depend on charge voltage, the depth of discharge, age, and other environmental conditions.

*** Designed and tested to

Mechanical Specifications



Maximum Dimensions

Terminal Type (ISO)	M8 (Pos & Neg)
Terminal Torque (Nm)	17 ± 1 (Pos & Neg)
Weight	19.1kg (42.1lbs)
Installation Orientation	Horizontal / Vertical
Ingress Protection Rating	IP67*
Case Flammability Rating	Flame Retardant UL94 V-0

Certifications

- UL2580 (Cell)
- UL2271 (Pack)
- IEC62619
- FCC Class B
- CE
- UN38.3
- IEC60730 Class B***
- ECE R100
- ECE R10

Market Applications



Light Electric Vehicle



Aerial Work Platform



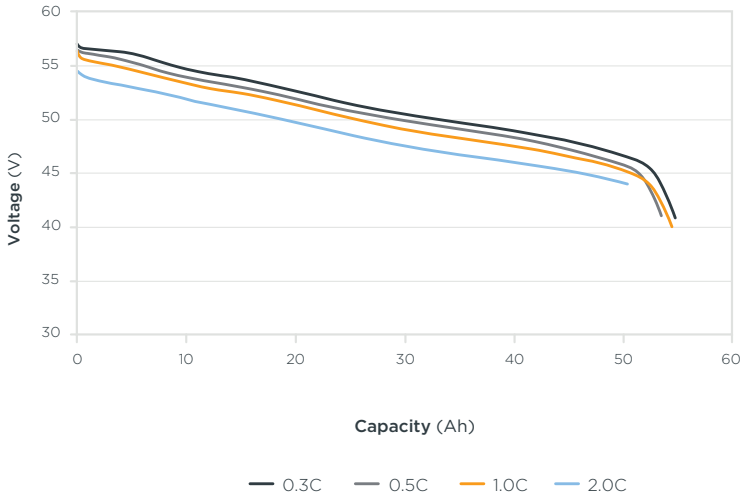
Robotics



Material Handling

Capacity vs. Discharge Rate

Test condition: Ambient Temperature



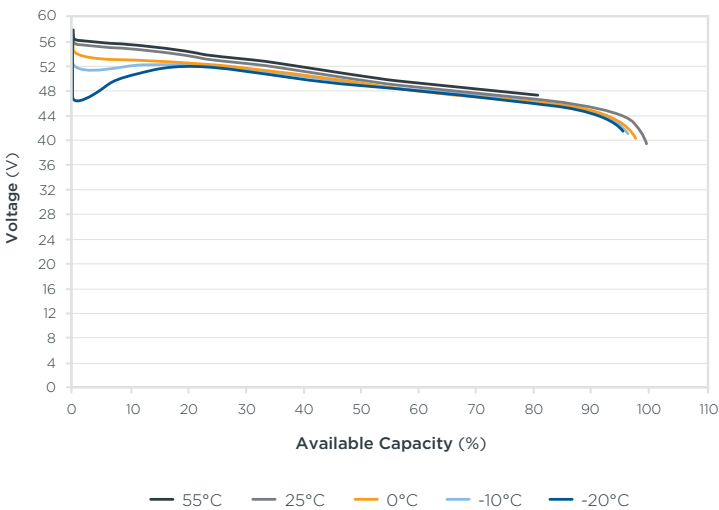
Cycle Life

Based on cell data: charge 0.3C, discharge 1C at 25°C & 80% DoD



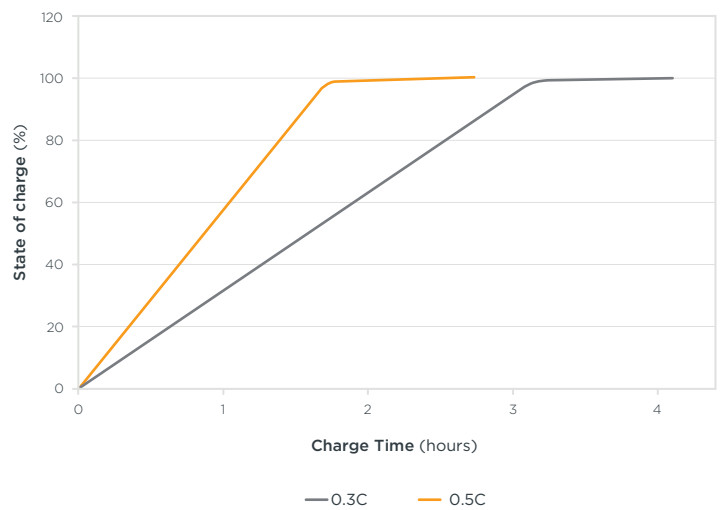
Voltage and Capacity vs. Temperature

Discharge current: 1.0C



Charging Performance

Test condition: Ambient Temperature



Inventus Power reserves the right to make adjustments to this document at any time, without notice or obligation. All data in this publication is for reference use only. Models may vary from shown.



Request more information

inventuspower.com | info@inventuspower.com | +1 877.423.4242